



Technical Data Sheet.

Raderal® Glass Fibre Putty 2507

Special 2K polyester fibre putty

Raderal Glass Fibre Putty 2507 is a 2K polyester putty with glass fibre for areas in the metal that have rusted through, and for glass fibre reinforced plastic substrates.

- Offers good adhesion properties.
- Has good filling power.
- Is easy to sand.



For professional use only!

Spies Hecker simply closer.



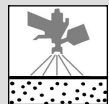
An Axalta Coating Systems Brand

Raderal® Glass Fibre Putty 2507

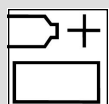
Product preparation - application STANDARD



It is strongly recommended to use appropriate personal protection equipment during application to avoid respiratory, skin and eye irritation.



Bare steel sanded and cleaned
Galvanised steel or soft aluminium sanded and cleaned.
Glass fibre reinforced polyester substrates, free of release agents, sanded and cleaned.



Putty	Hardener
Weight	Weight
100	1 - 2
2507	0909 0940 SLOW BPO BLUE BPO RED



Pot life at 20°C: 3 min - 5 min



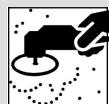
Apply smooth film immediately after mixing, avoiding air entrapment.



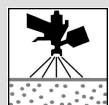
	0909 / 0940 / BPO
20 °C	15 min - 30 min



Guideline for short wave IR equipment
Half power: 2 - 3 min



P60 - P80



2K Polyester Putty

VOC compliant

2004/42/IIB(b)(250) 150: The EU limit value for this product (product category: IIB(b)) in ready to use form is maximum 250 g/l of VOC. The VOC content of this product in ready to use form is maximum 150 g/l.

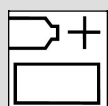
Raderal® Glass Fibre Putty 2507

Products

Raderal® Glass Fibre Putty 2507

BPO Hardener Paste Blue
BPO Hardener Paste Red
RADERAL HARDENER 0909 RED
Raderal® Hardener 0940 slow

Product mix



The choice of hardener and Reducer should be made according to application temperature and size of repair.

0909 Red / BPO Red	Standard hardener for dedicated Raderal Polyester Putties at temperatures of 15-25°C.
0940 Blue / BPO Blue	Slow Hardener recommended for dedicated Raderal Polyester Putties. Mainly used at higher application temperature.



Clean after use with a suitable solventbased cleaning thinner.

Remarks

- Do not add more hardener than recommended to avoid bleeding and spot marking.
- Do not apply over 1K primer, etch primer or not well cured paintwork.
- Do not wet sand.
- Reaction temperature should be at least +5°C.
- If there are rust holes in the bodywork, roughly sand the edges and press them inwards. The surface must be clean, dry and free of rust and grease.

Consult Safety Data Sheet prior to use. Observe the precautionary notices displayed on the container.

All other products referred to in the refinish build up are from our Spies Hecker product range. System properties will not be valid when the related material is used in combination with any other materials or additives which are not part of our Spies Hecker product range, unless explicitly indicated otherwise.

For professional use only! The information provided in this documentation has been carefully selected and arranged by us. It is based upon our best knowledge on the subject at the date of issuance. The Information is given for information purposes only. We are not liable for its correctness, accuracy and completeness. It is up to the user to check the information with regard to up-to-dateness and suitability for his intended purpose. The intellectual property in this Information, including patents, trademarks and copyrights, is protected. All rights reserved. The relevant Material Safety Data Sheet and Warnings displayed on the product label need to be observed. We may modify and/ or discontinue operation of all or portions of this Information at any time in our sole discretion, without notice and assume no responsibility to update the Information. All rules set forth in this clause shall apply accordingly for any future changes and amendments.