



Technical Data Sheet.

Raderal® Plastic Putty 2015 black

Special highly elastic 2K polyester putty for plastic substrates

Raderal Plastic Putty 2015 black is suitable for the repair of minor surface defects such as scuffs and scratches on the most common types of plastic.

- Produces a fine, pore-free surface.
- Is easy to apply.
- Demonstrates good adhesion.
- Offers high flexibility on plastic substrates.



For professional use only!

Spies Hecker simply closer.



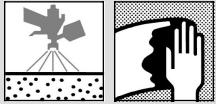
An Axalta Coating Systems Brand

Raderal® Plastic Putty 2015 black

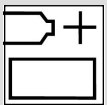
Product preparation - application STANDARD



It is strongly recommended to use appropriate personal protection equipment during application to avoid respiratory, skin and eye irritation.



Repairs to exterior common plastic car parts, sanded and cleaned.
Glass fibre reinforced polyester substrates, free of release agents, sanded and cleaned.
For best technology properties use of Plastic Primer is preferred. One layer, flash off time 10 minutes at 18-22°C
New exterior common plastic car parts, tempering 60 min. 60-65°C / first cleaning use a pad ultrafine soaked in plastic cleaner / final cleaning use a cloth moistened with plastic cleaner.



| Putty | Weight |
|--------|-----------|
| Weight | Weight |
| 100 | 2 |
| 2015 | BPO White |



Pot life at 20°C: 4 min - 6 min



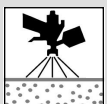
Apply smooth film immediately after mixing, avoiding air entrapment.



| | BPO WHITE |
|------------|-----------|
| 20 °C | 30 min |
| 60 - 65 °C | 15 min |



P120 - P240
P120 - P240



2K Elastified Surfacer

VOC compliant

2004/42/IIB(b)(250) 240: The EU limit value for this product (product category: IIB(b)) in ready to use form is maximum 250 g/l of VOC. The VOC content of this product in ready to use form is maximum 240 g/l.

Raderal® Plastic Putty 2015 black

Products

Raderal® Plastic Putty 2015 black

BPO HARDENER PASTE WHITE



Clean after use with a suitable solventbased cleaning thinner.

Remarks

- Do not add more hardener than recommended to avoid bleeding and spot marking.
- Do not apply over 1K primer, etch primer or thermoplastic acrylic finishes.
- Do not wet sand.
- Clean damaged plastic car substrates carefully, afterwards sand surface damages with P120 - P180.
- Reaction temperature should be at least +5°C.
- In order to obtain very good adhesion properties the use of plastic adhesion primer is preferred before applying the stopper. 1 coat, flash-off 10 minutes.

Consult Safety Data Sheet prior to use. Observe the precautionary notices displayed on the container.

All other products referred to in the refinish build up are from our Spies Hecker product range. System properties will not be valid when the related material is used in combination with any other materials or additives which are not part of our Spies Hecker product range, unless explicitly indicated otherwise.

For professional use only! The information provided in this documentation has been carefully selected and arranged by us. It is based upon our best knowledge on the subject at the date of issuance. The Information is given for information purposes only. We are not liable for its correctness, accuracy and completeness. It is up to the user to check the information with regard to up-to-dateness and suitability for his intended purpose. The intellectual property in this Information, including patents, trademarks and copyrights, is protected. All rights reserved. The relevant Material Safety Data Sheet and Warnings displayed on the product label need to be observed. We may modify and/ or discontinue operation of all or portions of this Information at any time in our sole discretion, without notice and assume no responsibility to update the Information. All rules set forth in this clause shall apply accordingly for any future changes and amendments.